

This is a free sample of

Piano Chord Charts


To get the full version, head over to

playingpianowithchords.com

- Easy to read Chord Charts and Scale Charts in all 12 Keys
- 144 Chords plus 60 Scales
- Sheet Music
- Fingerings for both Hands
- Major, Minor, Pentatonic and Blues Scales
- Major, Minor, Add9, Sus4, 6, Dom7, Maj7, Min7, 9 & Diminished Chords

Piano Chord Charts in all 12 Keys

60 Scales
144 Chords



SCHIMMEL

Piano Chord Charts

in all 12 Keys

BY JOACHIM PEERENBOOM

Copyright © 2018 by Joachim Peerenboom
All Rights Reserved

No part of this publication may be reproduced or transmitted in any form or by any means graphic, electronic, or mechanical without the prior written permission by the author.

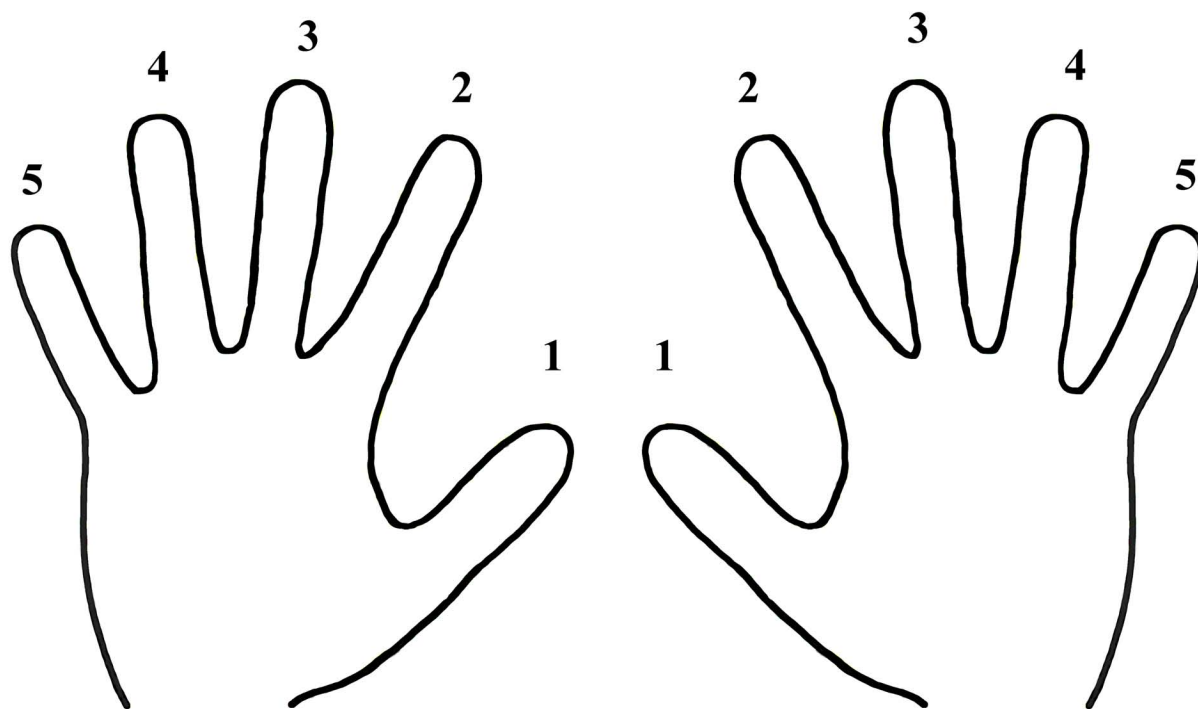
www.playingpianowithchords.com

CONTENTS

How to read the Chord Charts	2
C	4
D \flat / C \sharp	6
D	8
E \flat / D \sharp	10
E	12
F	14
G \flat / F \sharp	16
G	18
A \flat / G \sharp	20
A	22
B \flat	24
B	26
List of Chord Symbols	28
The Circle of Fifths	30

How to read the Chord Charts

All chords and scales can be played with either the left hand or the right hand. The fingerings are written below the chord charts with LH for left hand and RH for right hand. They are common fingerings and should be seen as recommendations. You can use other fingerings as well, especially for the blues and pentatonic scales, where you're not restricted to one type of fingering. If you play licks or short groupings derived from these scales, the fingering usually changes as well.



Although notated in one octave, all chords and scales can be moved up and down the keyboard. The scale fingerings apply to playing one octave. If you want to play two or more octaves, you have to change the fingerings to connect the scales.

For example:

C major, one octave LH 5432132**1**

RH 1231234**5**

C major, two octaves LH 5432132**1**4321321

RH 123123**4**12312345

Because the same chords can be depicted with different **chord symbols**, a list of common chord symbols is included at the end of the book. To help you determine the key of a tune a **Circle of Fifth** chart is included as well.

For all chords except diminished or augmented ones you can play simple **bass accompaniments** comprised of the root and the fifth of the chord in the left hand. Combine the notes as you like, in any rhythm that you like. Use the octave of the root as well.

C – G , C – G – C , C – G – C – G

1 - 5 , 1 - 5 - 8 , 1 - 5 - 8 - 5 or other combinations

To find out how chords can be build and used in pop, rock, blues, funk, jazz, neo soul and classical music, check out the *Playing Piano with Chords* book. It will teach you how to play and improvise and create your own songs using the chords and scales featured in this book.

Visit *playingpianowithchords.com* for more information.

C

Major scale

Minor scale

Major pentatonic

Minor pentatonic

Blues scale

Major inversions

Add2/Add9

Sus4

6

Dom7

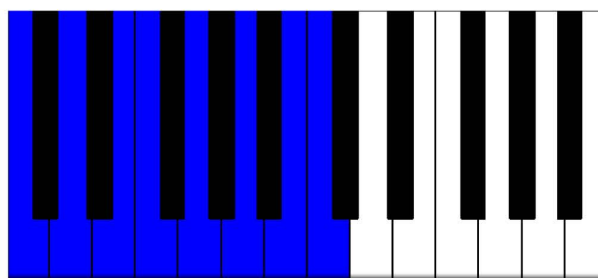
Maj7

9

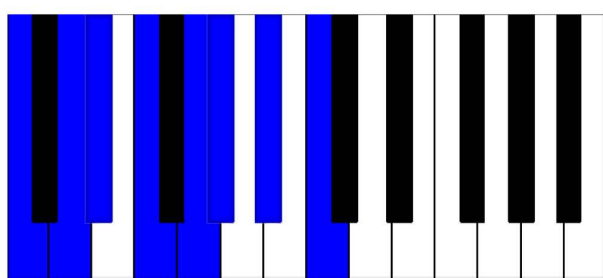
Minor

Min7

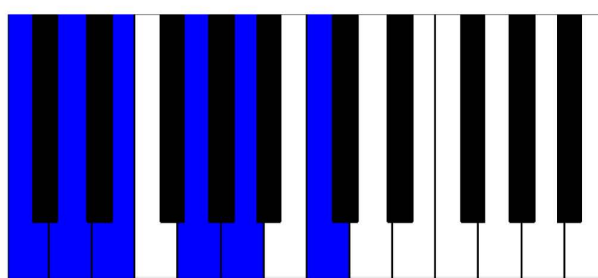
Dim7



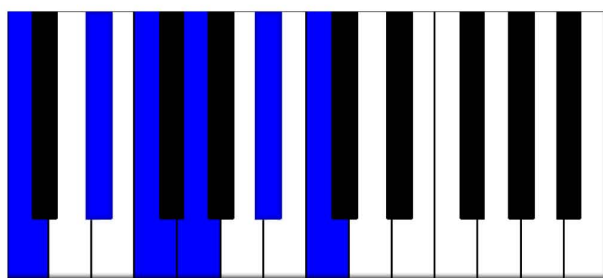
C Major Scale LH 54321321 RH 12312345



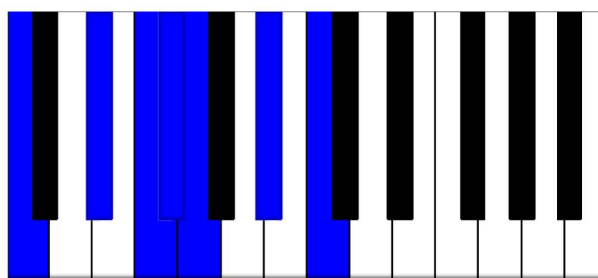
C Minor Scale LH 54321321 RH 12312345



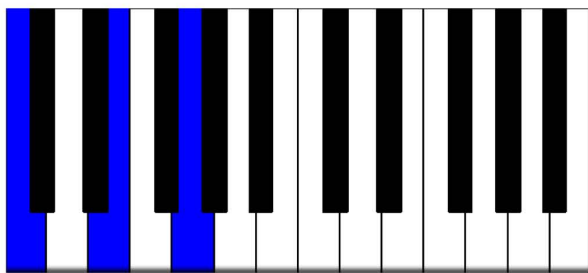
C Maj Pentatonic LH 3 2 1 2 1 3 RH 1 2 3 1 2 4



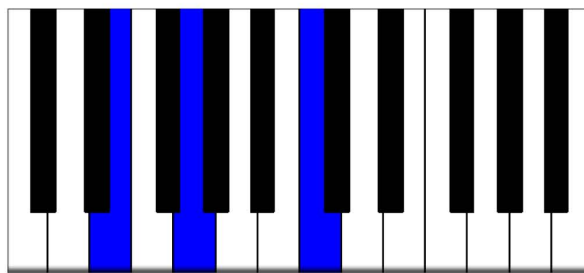
C Min Pentatonic LH 1 3 2 1 2 1 RH 1 3 1 2 3 1




C Blues Scale LH 3 2 1 4 3 2 1 RH 1 2 3 4 1 2 3



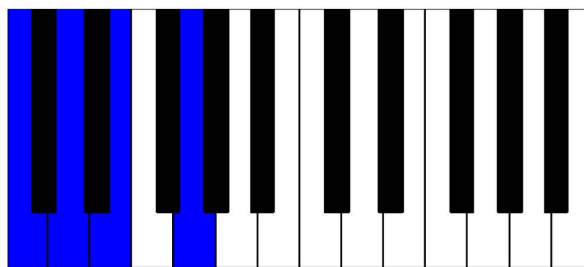
C Major LH 5 3 1 RH 1 3 5



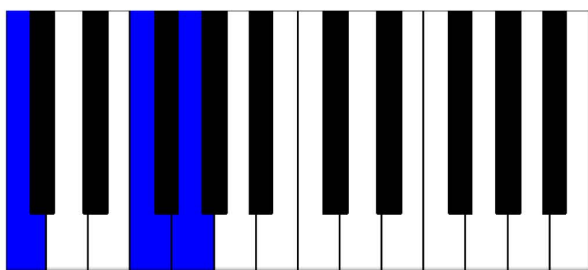
C Major First Inversion LH 5 3 1 RH 1 2 5



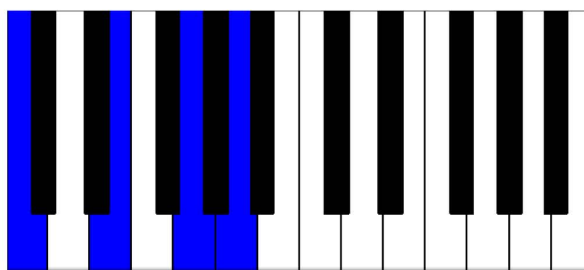
C Major Second Inversion LH 5 2 1 RH 1 3 5



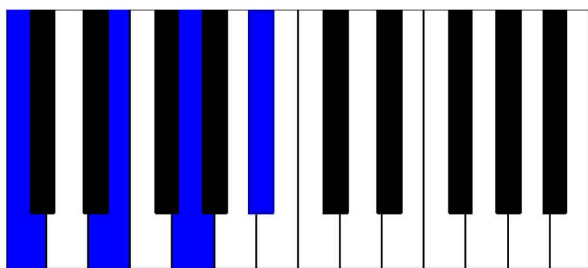
Cadd9 LH 5 4 3 1 RH 1 2 3 5



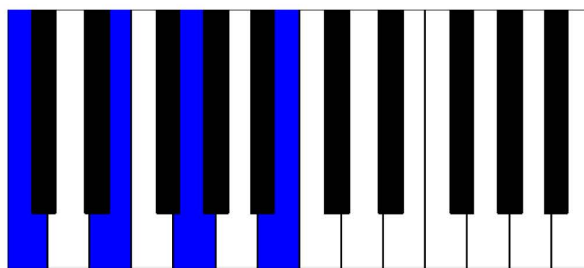
Csus4 LH 5 2 1 RH 1 4 5



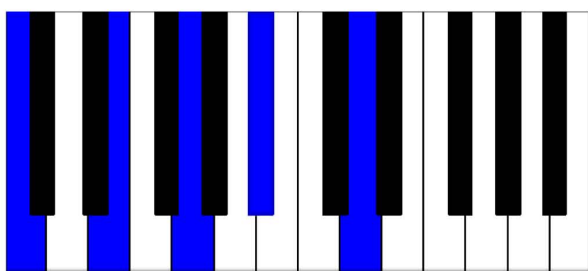
C6 LH 5 3 2 1 RH 1 2 4 5



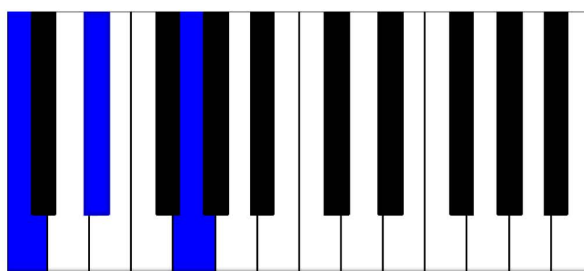
C Dominant 7 LH 5 3 2 1 RH 1 2 3 5



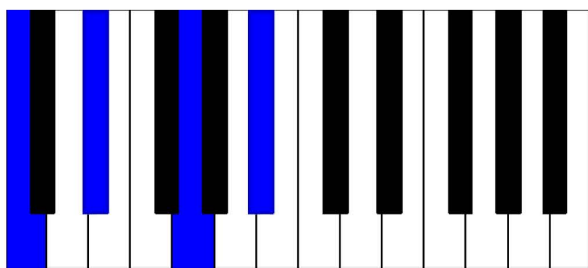
C Major 7 LH 5 3 2 1 RH 1 2 3 5



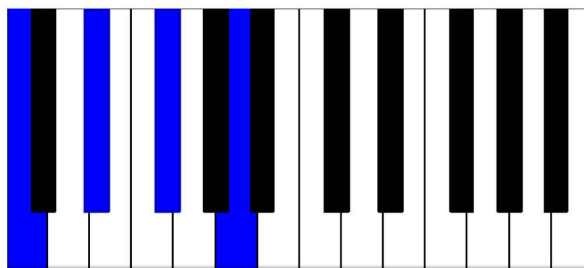
C9 LH root+RH 1 2 3 5 (or play rootless in LH)



C Minor LH 5 3 1 RH 1 3 5



C Minor 7 LH 5 3 2 1 RH 1 2 3 5



C Diminished 7 LH 5 3 2 1 RH 1 2 3 5

Piano Chord Charts

C

Major scale Minor scale

Major pentatonic Minor pentatonic

Major inversions Add9

Minor Min7 Dim7

C Major LH 5 3 1 RH 1 3 5

C Major First Inversion LH 5 3 1 RH 1 2 5

C Major Second Inversion LH 5 2 1 RH 1 3 5

Cadd9 LH 5 4 3 1 RH 1 2 3 5

Csus4 LH 5 2 1 RH 1 4 5

C6 LH 5 3 2 1 RH 1 2 4 5

C Minor Scale LH 5 4 3 2 1 3 2 1 RH 1 2 3 5

C Dominant 7 LH 5 3 2 1 RH 1 2 3 5

C Major 7 LH 5 3 2 1 RH 1 2 3 5

C Min Pentatonic LH 1 3 2 1 2 1 RH 1 2 3 5

C9 LH root+RH 1 2 3 5 (or play rootless in LH)

C Minor LH 5 3 1 RH 1 3 5

- Easy to read Chord Charts and Scale Charts in all 12 Keys
- Sheet Music
- Fingerings for both Hands
- Major, Minor, Pentatonic and Blues Scales
- Major, Minor, Add9, Sus4, 6, Dom7, Maj7, Min7, 9 & Diminished Chords